

Directions, Parking, and Arrival

2024 LDSPMA Conference

Jump to:

[Address](#)

[Parking Options](#)

[Parking Map](#)

[Where to Go for Check-In](#)

Detailed Walking Directions

[Parking Garage](#)

[Institute Parking Lot](#)

[Yellow Lot Parking](#)

[UVX Bus Stop](#)

[Hampton Inn & Suites](#)

Address

UVU Sorensen Student Center ([800 W University Pkwy, Orem, UT](#)).

Please plan an extra 15 minutes to find parking, park, walk to the Sorensen Center, and find the check-in desk.

Free Parking Options

- UVU Institute parking lot (we have permission to park here)
- Any yellow lot (due to fall break). Closest lots are L3 and L6.

Paid Parking Option

- Parking Garage (\$1/hour, 2 hour minimum, \$10/day). Pay with the PassportParking app (enter zone **80112** and your license plate #.)

Public Transit Option

- UVX (Utah Valley Express): A rapid-transit bus that connects UVU with the Orem Frontrunner station, BYU, downtown Provo, and the Provo frontrunner station. Buses run as often as every 6 minutes during peak hours. \$2.50 one-way. [See UVX schedule](#).

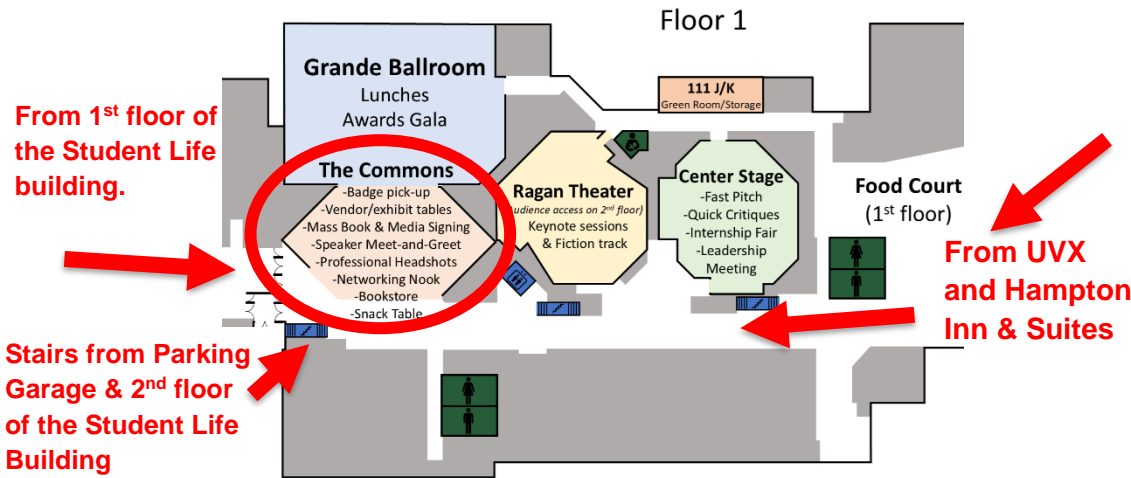
For those staying at the Hampton Inn and Suites, two pedestrian tunnels provide safe access to UVU campus across University Parkway.

Parking Map



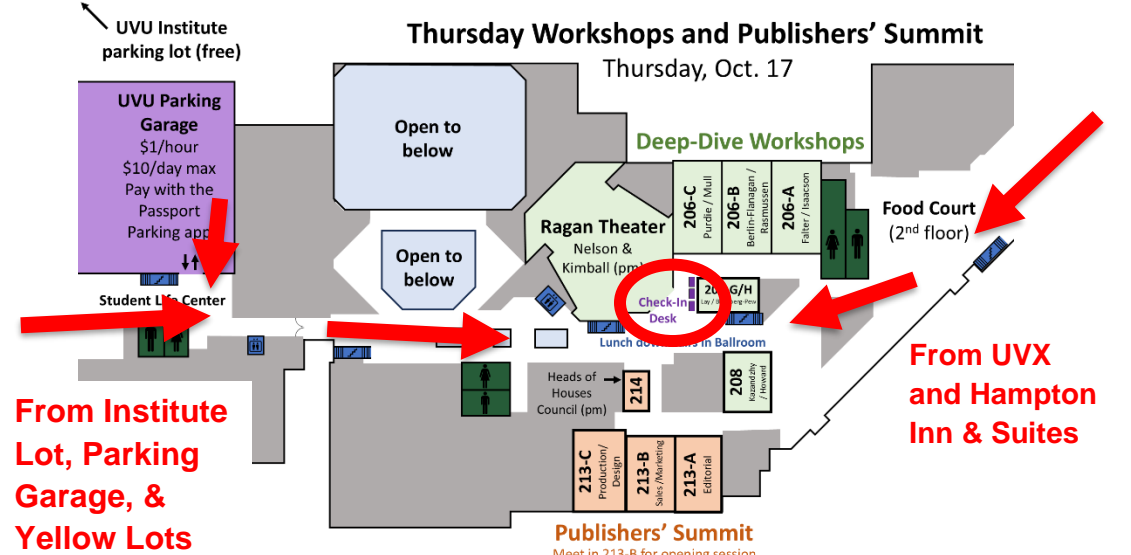
Check-In: Friday and Saturday

The check-in desk is in The Commons on Floor 1 of the Sorensen Center:




Check-In: Thursday

For deep-dive workshops and the Publishers Summit, the check-in desk is outside the Ragan Theater on the 2nd floor of the Sorensen Center:



Parking Garage: Detailed Directions

Enter the parking garage from Campus Drive:



The parking garage is \$1/hour, 2-hour minimum, with a \$10/day cap. A \$0.30 processing fee is added per transaction.

To pay, you will need to download the Passport Parking app (go to passportparking.com or search for "Passport Parking" in your app store):



Create an account and save a method of payment. We recommend doing this before you arrive to save hassle.

After you park, enter the parking zone (**80112**) and your license plate number. Pay for however many hours you will be parked.

VIPs: Please note your license plate number and bring it to the registration desk so we can validate your parking for you.

If you park on **Floor 1**, find the **stairs/elevators** and **go up to Floor 2**:




If you park on **Floor 2**, find the **large foyer** at the back of the garage:



Go inside, turn right, and **head through these doors** into the second floor of the Student Life Center:



Once through the doors, **turn left** to get to the UVU Sorensen Center:



Pass through the double doors to enter the second floor of the Sorensen Student Center:



Once through the door:

- For **Thursday** check-in, **stay on the second floor** and head down the long corridor until you hit check-in.
- For **Friday and Saturday** check-in, find some stairs on your right to take you down to floor 1. You'll see the check-in area.



**Continue straight (Thurs)
or go down stairs (Fri-Sat)**

Institute Parking Lot: Detailed Directions

There are three entrances to the UVU Institute lot, all from College Drive:




Once you park, cross College Drive and turn left:



You'll see the Student Life Building in front of you. If you don't mind stairs, head up the stairs to the Floor 2 entrance:



Once inside Floor 2, head straight down the long corridor:



At the end of the corridor, pass through the double doors to enter the second floor of the Sorensen Student Center:




Once through the doors:


- For **Thursday** check-in, **stay on the second floor** and head down the long corridor until you hit check-in.
- For **Friday and Saturday** check-in, find some stairs on your right to take you down to floor 1. You'll see the check-in area.



If you DO mind stairs, wrap around the right side of the Student Life building and go underneath the overhang:




Pass under the glass skybridge and turn left:



Head inside the **Floor 1** Student Life Center doors:



You'll enter a large lobby area. Turn right and head down the hallway to get to the first floor of the Sorensen Student Center:



Once you enter the Sorensen Student Center:

- For Friday and Saturday, you'll see the check-in area before you.
- For Thursday, you'll need to head up the stairs on your right to Floor 2. Then head down the long corridor until you see check-in.

Yellow Lot Parking: Detailed Directions

The closest yellow lots are L6 and L3:



Once you park and look south-east, you should see the Clark Building right next to you. Pass it on the right:




Walk between the Fulton Library and the Liberal Arts Building:



Climb the stairs into the Student Life building. (For a non-stairs option, see the Institute Parking Lot directions above.)



Once inside Floor 2, head straight down the long corridor:




Pass through the double doors to enter the second floor of the Sorensen Student Center:



Once through the doors:

- For **Thursday** check-in, **stay on the second floor** and head down the long corridor until you hit check-in.

- For **Friday and Saturday** check-in, find some stairs on your right to take you down to floor 1. You'll see the check-in area.



UVX Bus Stop: Detailed Directions

If you arrived on the **Southbound line** (From Orem Frontrunner), head down the stairs and turn sharp right to the pedestrian tunnel toward UVU:



After the tunnel, or if you arrived on the **Northbound line** (from Provo), head up the big staircase north of you and to the right of the Scott C. Keller building:



At the top of the stairs, turn left and head north:



Keep walking north:




Walk until you come to the Losee Center. Turn left at its front door and then you will see the Sorensen Student Center 2nd floor entrance:



Enter the 2nd floor doors of the Sorensen Student Center:



Walk straight ahead through the food court:



Walk until you reach the hallway in front of the Ragan theater:



For **Thursday**, you will be at check-in. For **Friday & Saturday**, go down the stairs in the picture and continue straight to reach the check-in desk.

Hampton Inn & Suites Directions:

- Head east (toward the big mountains) to get to the intersection of Sandhill Rd. and University Parkway.
- Use the crosswalk to cross Sandhill Rd. toward the McDonalds on the corner.
- From the McDonalds parking lot, take the pedestrian tunnels underneath University Ave. and College Dr.



From here, follow the directions above for the [UVX Bus Stop](#).